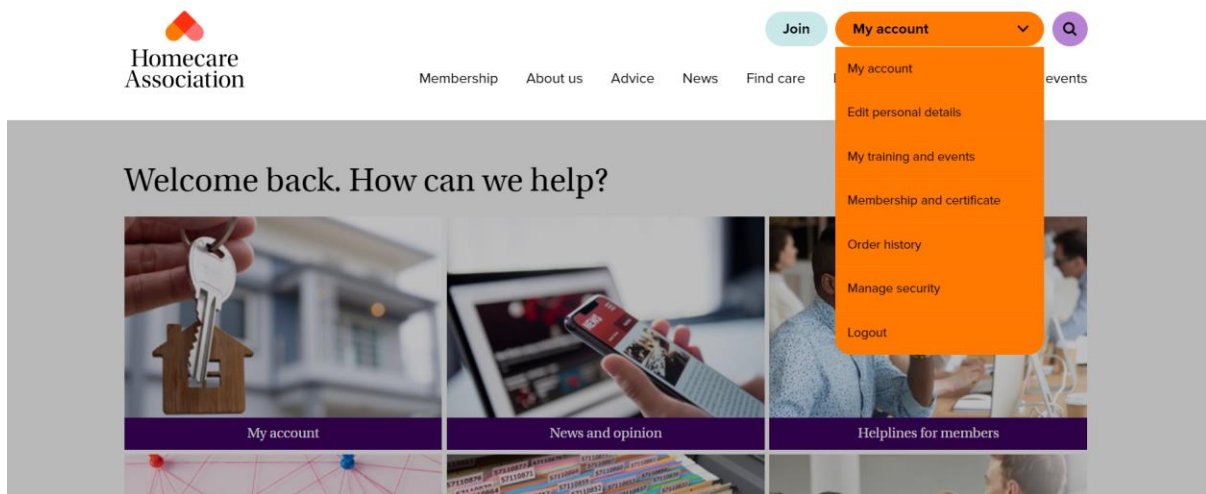
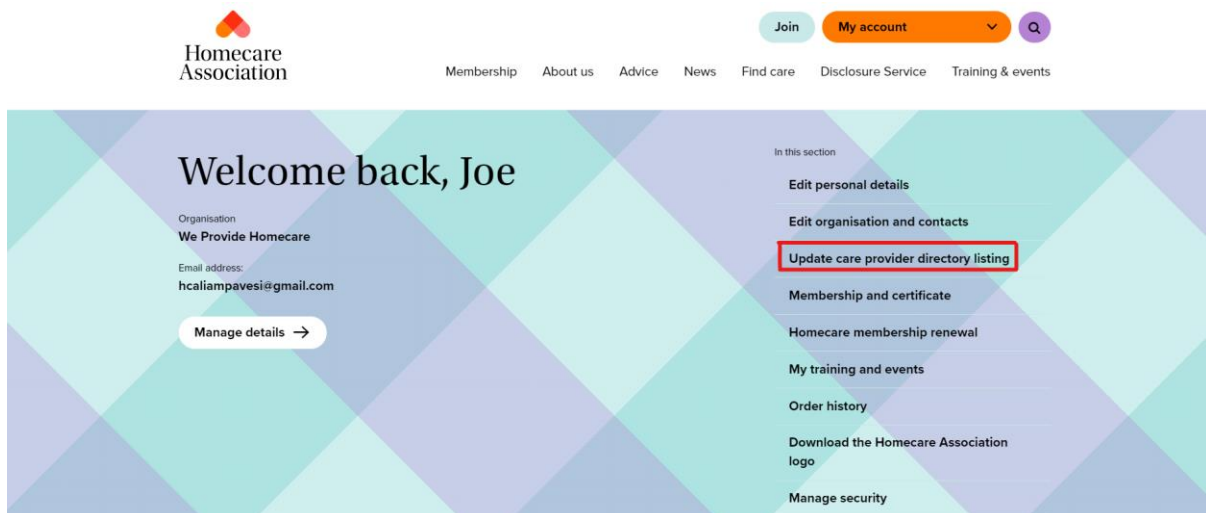


Updating your Care Directory Listing

1. Log into your personal account.
2. Navigate to '**My Account**'

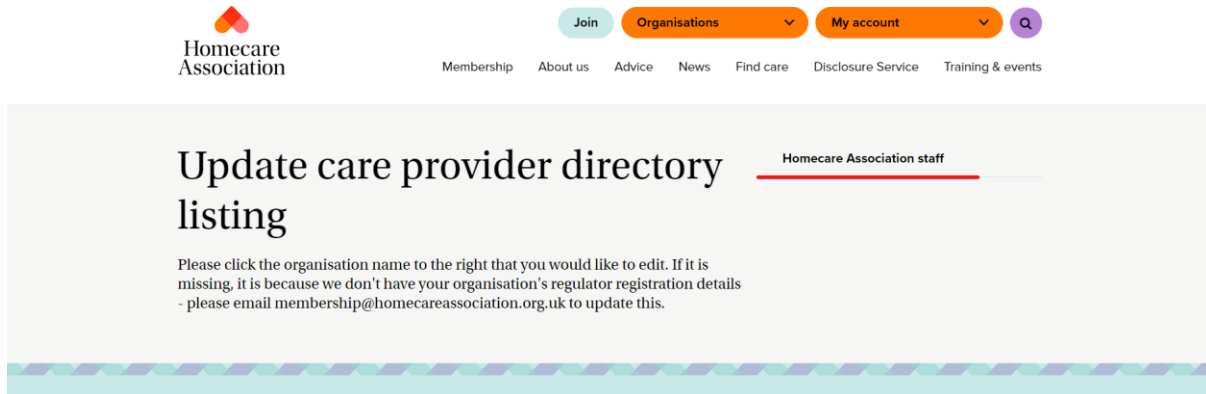


3. From your options, select '**Update care provider directory listing**'





4. Select your organisation from the right hand options.



5. Once selected, you will be able to edit your directory details. From here you can:
 - Select to display your listing or not
 - Upload a logo
 - Upload a cover image
 - Include a biography of your organisation
 - Select the service user groups you support
 - Select your specialisms
 - Provide information for your care enquiries (telephone, email, website, address) as well as including a pricelist/brochure



Homecare Association



Homecare Association

[Join](#)[Organisations](#)[My account](#)[Membership](#)[About us](#)[Advice](#)[News](#)[Find care](#)[Disclosure Service](#)[Training & events](#)

Update care provider directory listing

[Homecare Association staff](#)

Please click the organisation name to the right that you would like to edit. If it is missing, it is because we don't have your organisation's regulator registration details - please email membership@homecareassociation.org.uk to update this.

Care finder profile

Company name

Member since year

Homecare Association staff

☒ Display my details in the Care finder directory

Profile information

Logo

Drag and drop your files here. PNG / JPG accepted

Choose files →

Cover image

Drag and drop your files here. PNG / JPG accepted

Choose files →

Biography

Service user groups supported

Select Some Options

